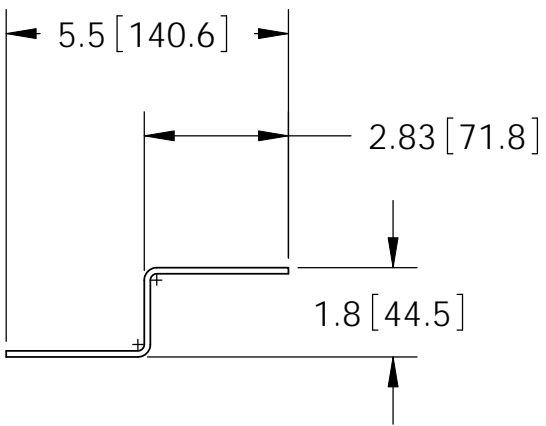
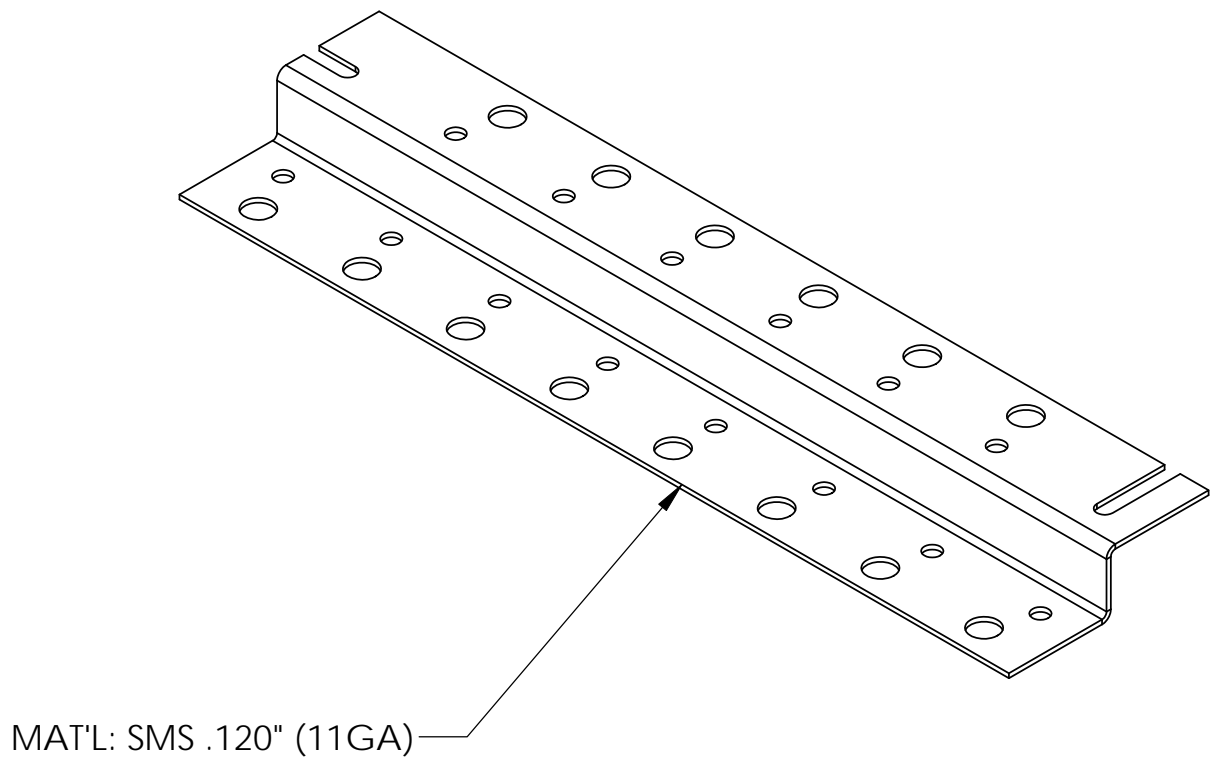

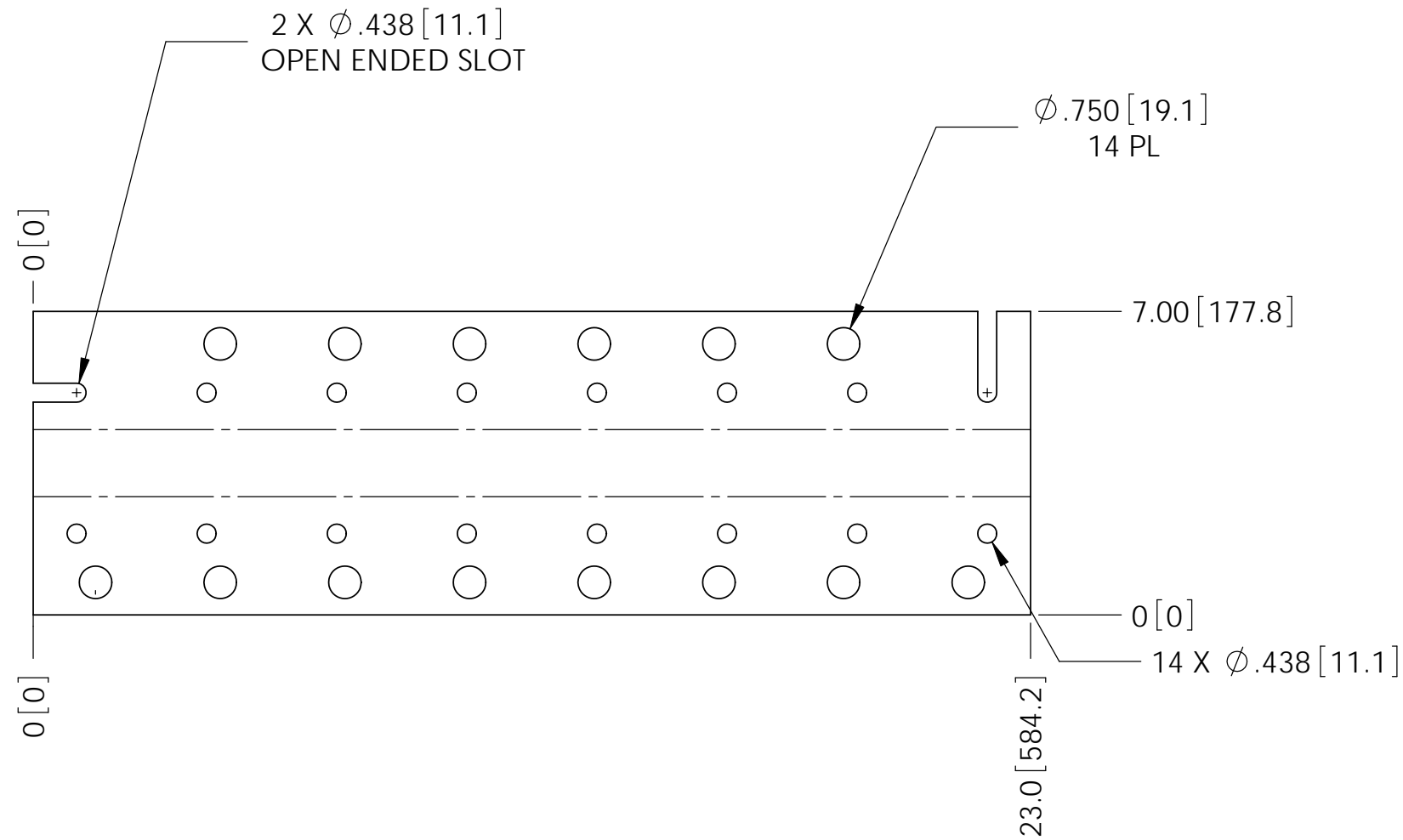


REVISIONS				
REV.	ZONE	DESCRIPTION	BY	DATE
G		ADDED SLOT TO EASE INSTALL	AW	10/25/05
H		UPDATE MATERIAL SIZE & BEND LINES	ACG	09/07/06
I		UPDATE MAT'L CALL-OUT	MSM	2/13/08
J		ADD DIM TO HOLES	OGG	6/24/2010



NOTES:
1. ALL METRIC DIMENSIONS ARE IN BRACKETS.
2. STAMP PART IDENTIFICATION NUMBER.

These drawings and specifications are proprietary property and may be used only for the specific purpose authorized in writing. ALL DIMENSIONS ARE IN INCHES U.O.S. TOLERANCES UNLESS OTHERWISE SPECIFIED: .X = $\pm .06$ ANGLES $\pm 2^\circ$.XX = $\pm .03$ FRACTIONS $\pm 1/32$.XXX = $\pm .010$ REMOVE BURRS AND BREAK EDGES .005 DO NOT SCALE THIS PRINT	DRAWN BY: ACG	SHEET: 1 of 1	PART NUMBER: FM-ZBH8
	CHECKED BY: TP	SCALE: NTS	DESCRIPTION: HORIZONTAL Z-BRACKET, 8 RUNS OF COAX
	DATE: 09/07/06	MATERIAL: A568	DRAWING TYPE: ASSEMBLY DRAWING
	REVISION: J	FINISH: GALV A123 WEIGHT: 5.11 LBS	